



Download Instruction for KAZ Typing tutor

KAZ Type Limited - Authorised developer details:

Apple Developer Program ID: R6DB65P26E

Microsoft GlobalSign Certificate Developer ID: PAR149554

(Download File size approx 850 MB
Schools DSA edition)

*Windows guidelines are displayed first followed by Mac guidelines.
Imagery shown here is a guideline only and may differ to that of the actual course purchased.*

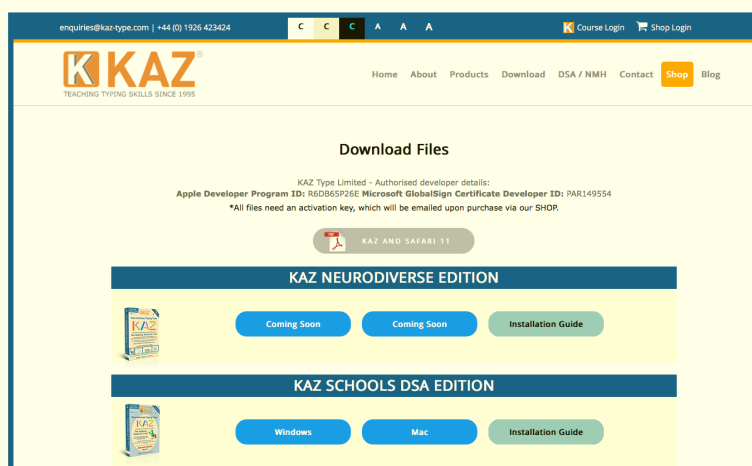
Please read our FAQ at the bottom of each respective section should you experience any problems whilst installing.

A. Guidelines for Individual Users - Windows users

Once purchased, please download either the Windows or Mac file to the designated computer. Once the software is installed, it will be registered to that hard drive with a perpetual licence (10 years).

Support is given for one year from date of purchase. Should you have any problems, re-download the software and your registered computer will automatically accept updates - without needing re-registration.

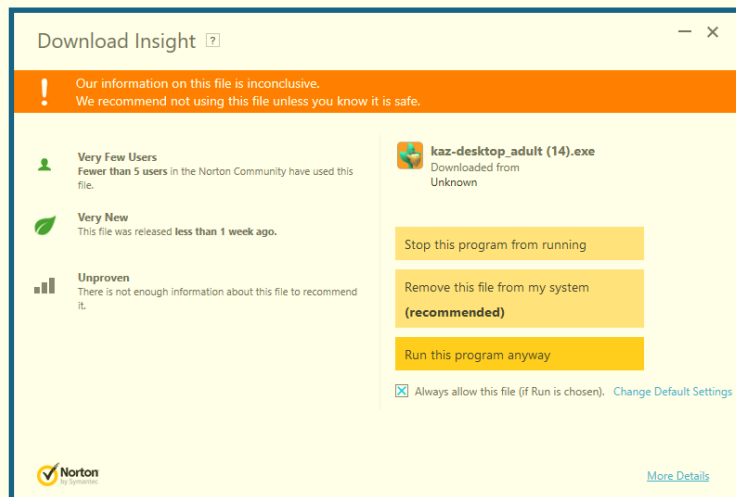
You will also need an internet connection in order to 'Activate your License'



Click on the 'Download' button on our webpage or click on the link provided in the email – the file (850MB) should download within 5/10 minutes depending on internet download speed.

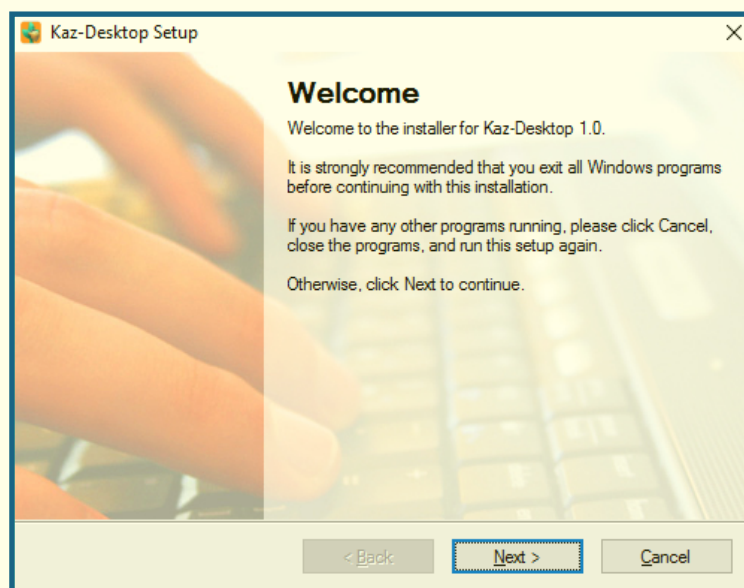
Once downloaded, double click on the .exe file or locate the program in your download folder and click/run.

Please remember this is a large file so please do be patient.

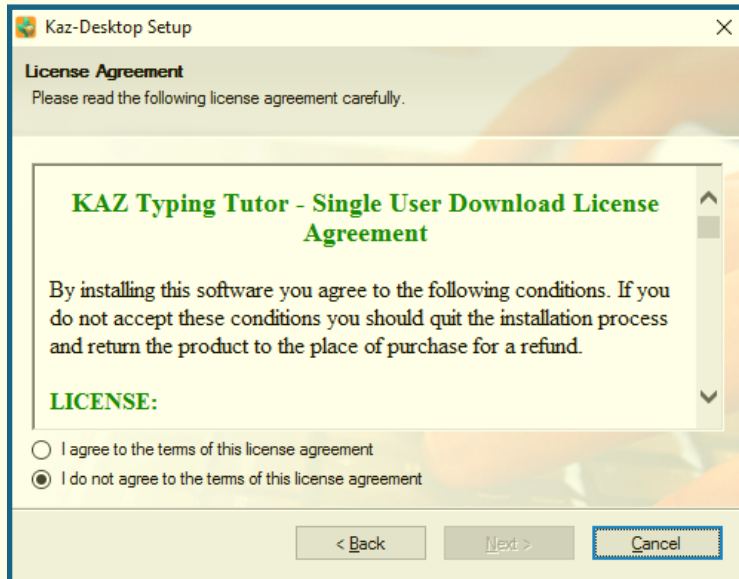


Please make sure your Firewall allows KAZ Typing Tutor to download, otherwise you may get warning messages.

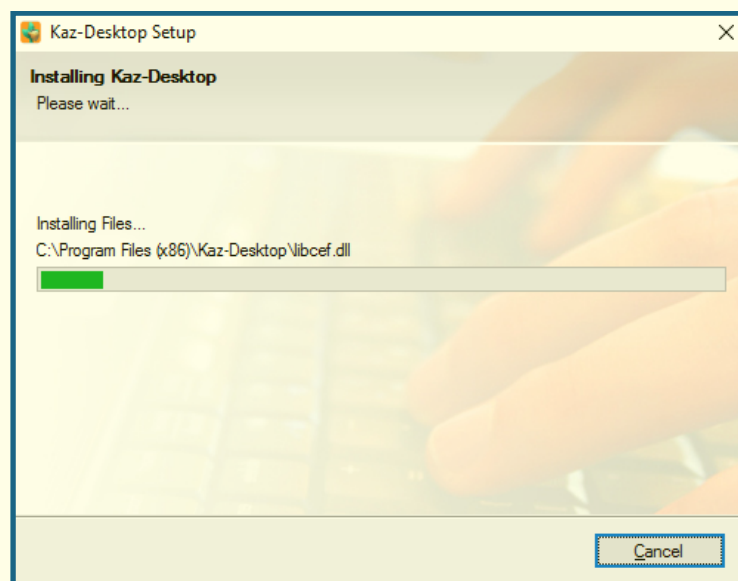
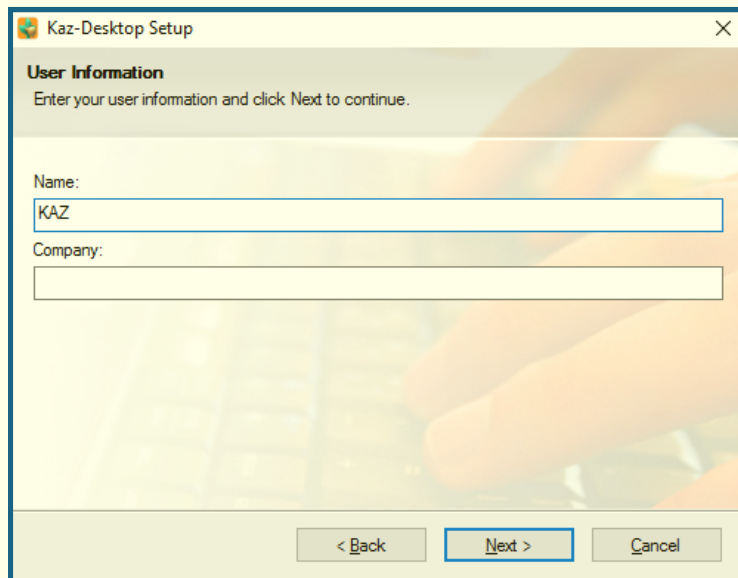
(To assure you further, we have listed above our authorised developer credentials for both Microsoft and Apple.)

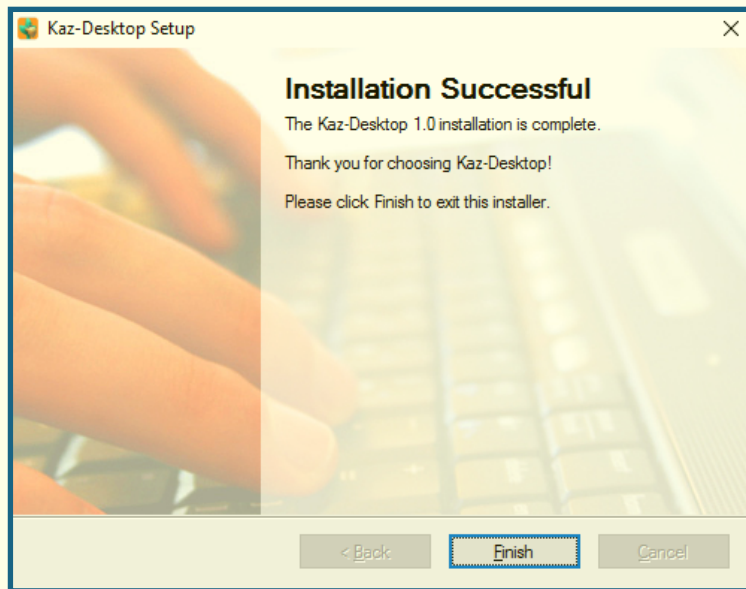


Read, and if in agreement, 'Agree' to terms of license.



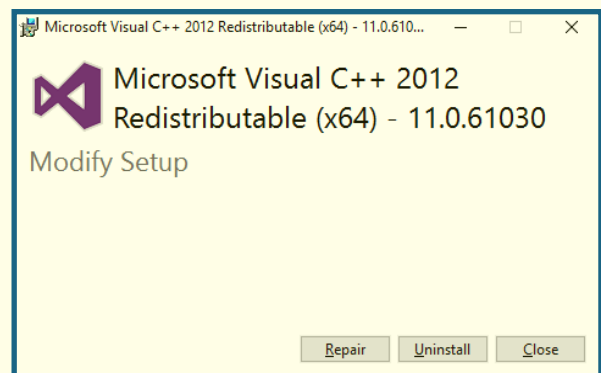
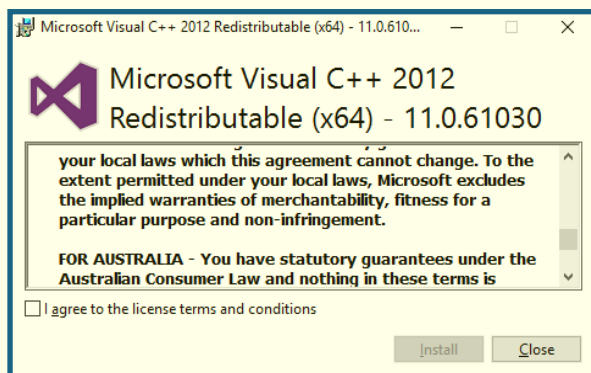
Fill in details as appropriate and follow any on screen instructions.





For KAZ to work properly, the following file from Microsoft will also need to be downloaded. **This will appear automatically.** However, most pc's already have this file pre-installed so it may not require installation.

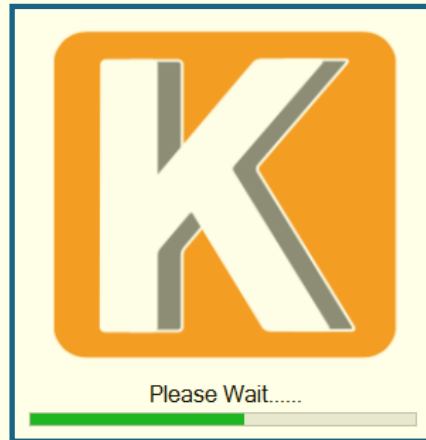
Either of the following screens may appear. 'Click and agree' to the license terms and conditions or click on 'Repair'.



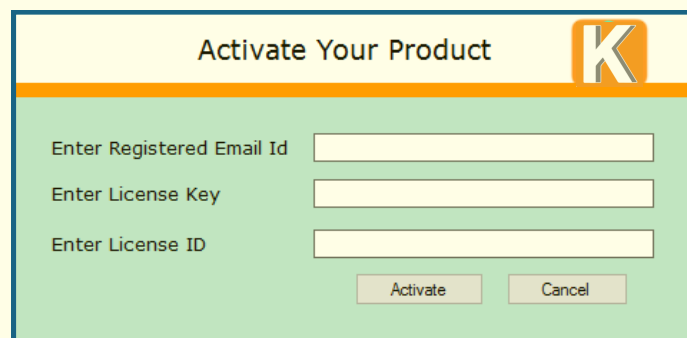
Double click on the icon on your desktop...



...and the following screen will appear. Please be patient, you may need to wait for up to a minute depending on processor speed.



...loading will take a while but subsequent loading time will be reduced dramatically.



Enter your activation details as purchased via the shop and confirmed in the 'activation email' sent.

Select Adult or Junior version of KAZ. (all results will be combined and displayed in the 'My Results' section).



Make appropriate selections depending on your region or working environment i.e. for office - choose 'no audio' and continue to the course.

It's as simple as that !

FAQ's

Q. Is the course scalable?

A. Yes

Q. How do I make the screen size smaller (or larger)?

A. Simply minimise the screen and with your cursor / pointer at any of the corners, drag the screen to the size you require. The course will automatically re - scale.

Q. Can I run the course on my 32 bit pc?

A. Yes, KAZ is configured to run on both 32 bit and 64 bit.

Q. What operating system is it compatible with?

A. Windows 7,8, and 10

Q. How large are the download files?

A. The Adult version is approx. 550MB and the Schools (Family) edition is approx. 850 MB.

Q. How much hard drive space does the program require?

A. Adult - 750MB and Schools (Family) - approx. 1.2GB

Q. Does the course take a long time to download and install?

A. Please bear in mind this is a large file. It will take time to download, install and expand the file. Uploading the file to your Pc can take anywhere from 60 seconds to 10 minutes, depending on Internet speed and connection.

Q. Does the program take a long time to configure and run?

A. Again, once the activation key is confirmed, it may take up to a minute to start running your new software. The first launch typically takes 30-60 seconds (preloading etc.) but subsequent launches should be rapid.

Q. How do I uninstall the KAZ course?

A. Click the windows symbol at the bottom left of your screen, then select and locate the program. Right click and you will be given the option to 'Uninstall'. Click this feature. You will then be directed to the Control Panel. Find the program and click 'Uninstall'.

KAZ will be uninstalled and removed from your computer.

Q. Do I need Microsoft C++ 2012 ?

A. Microsoft C++ 2012 is required to read HTML5 files and your computer will most likely already have this installed. However, if your computer is an older model and does not have Microsoft C++ 2012, you will be asked to install this (free of charge).

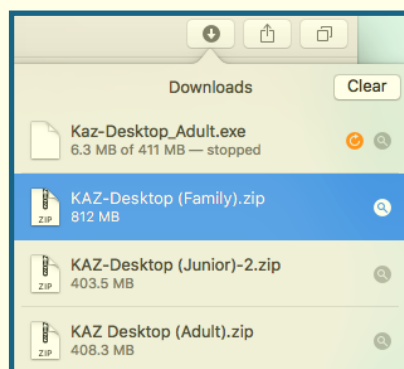
Additionally, if the system locates an older version you may be asked to 'repair' it before completing your KAZ installation.



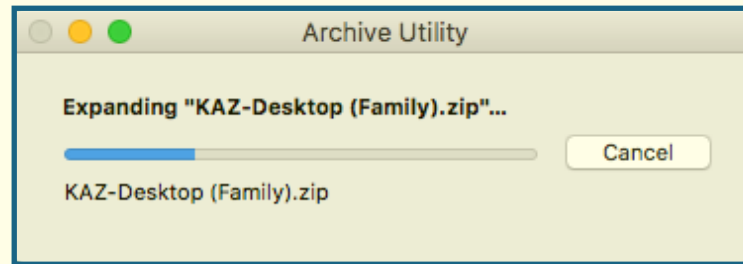
B. Guidelines for Individual Users - Mac users (images used are from Adult edition)

Click the appropriate file from our Download tab page.

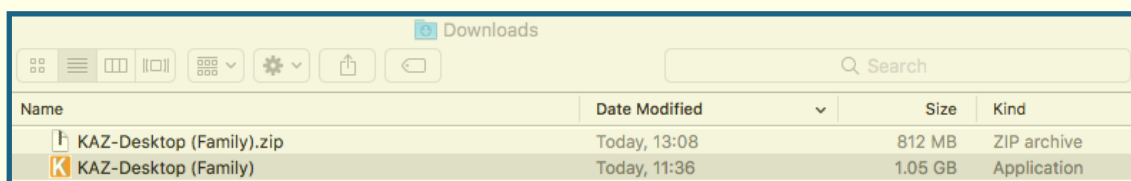
1. Once downloaded double click on the .exe file



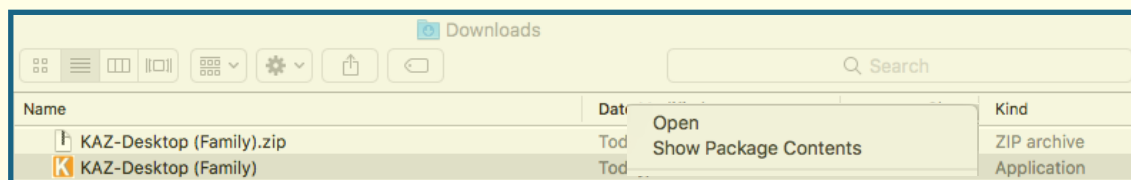
- The file will expand.



- The file will show in the downloads folder (Select in the Finder)

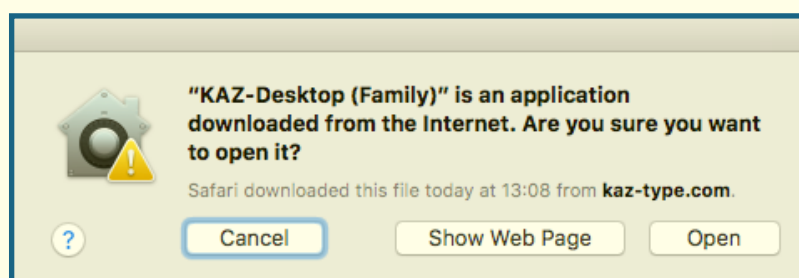


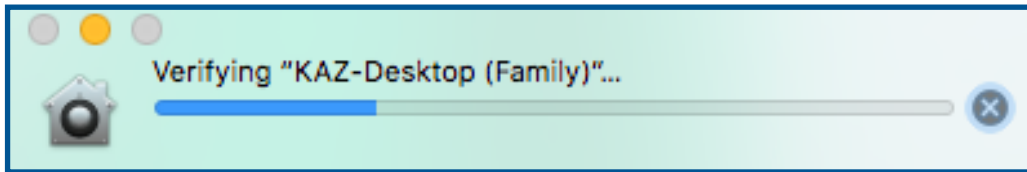
- Right click and select 'Open'



tip: Once you have completed this step and activated the program, come back to this download folder and hold and drag the KAZ icon onto your desktop. By doing this, you will be effectively putting KAZ on your desktop.

- The following message may appear. Click 'Open' - For your security our Apple developer credential are noted above.





6. KAZ will be loaded into your 'dock' when in use. When you exit the course the program will not show here. You will need to click on the KAZ icon on your desktop to activate the course again.

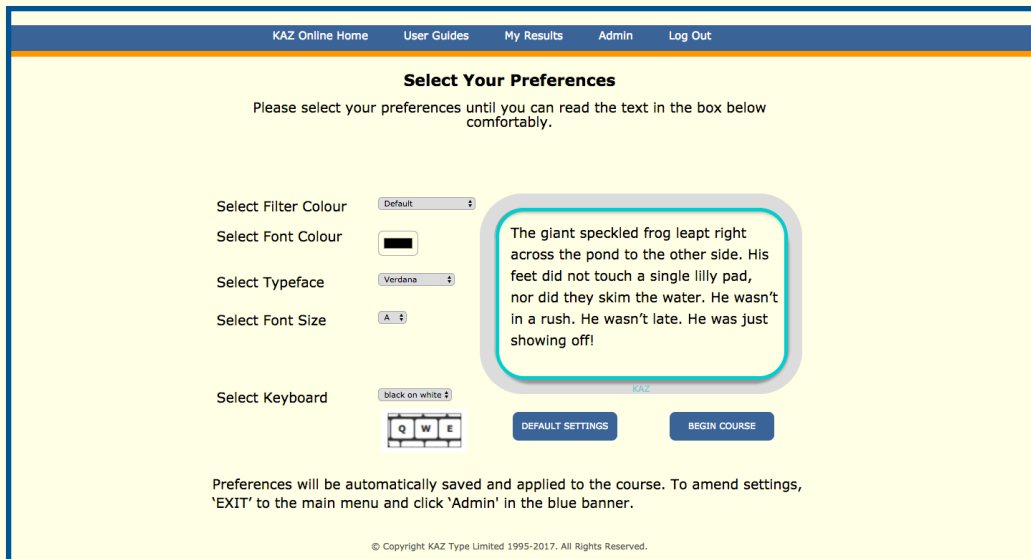


7. You will be presented with the following screen requesting your activation details. Please fill in appropriate information from email received from shop purchase. Once done the course will be activated for use. Should it not start automatically, just double click on the icon.

A dialog box titled "Activate Your Product" with a small KAZ icon in the top right corner. It has a light green background and a white border. It contains three input fields: "Enter Registered Email Id", "Enter License Key", and "Enter License ID". Below the fields are two buttons: "Activate" and "Cancel".

8. The course will launch. Use in full screen mode or re-size to your preference.

Follow the screens to set your preferences and learn to type.



Thank you for choosing KAZ

FAQ's - Mac users

Q. Is the course scalable?

A. Yes.

Q. How do I make the screen size smaller (or larger)?

- A. Simply minimise the screen by clicking on the green circle at the top left of your window and with your cursor/

pointer at any of the corners, drag the screen to the size you require. The course will automatically re-scale.

Q. Can I run the course on my Mac?

A. Yes.

Q. What operating system is it compatible with?

A. Apple Mac OS X and latest Sierra. However, the latest Sierra 11 has an automatic mute function built in. Each Mac user may need to enable sound to be played on our Download Course.

Q. How large are the download files?

A. The Adult version is approx. 550MB and the Schools (Family) edition is approx. 850 MB.

Q. How much hard drive space does the program require?

A. Adult - 750MB and Schools (Family) - approx. 1.2GB

Q. Does the course take a long time to download and install?

A. Please bear in mind this is a large file. It will take time to download, install and expand the file. Uploading the file to your Pc can take anywhere from 60 seconds to 6 minutes, depending on Internet speed and connection.

Q. Does the program take a long time to configure and run?

A. No, once the activation key is confirmed, it may take a few seconds for the first launch but subsequent launches will be as normal software.

Q. How do I uninstall the KAZ course?

A. Click the downloads file in the Finder and simply drag and drop the file into the trash bin. KAZ will be uninstalled and removed from your Mac. However, as you have purchased our course you can always download our software at any time and start using it again immediately without reactivating as long as it is to the machine the software is registered to as in the first activation.

Q. How do I update my software?

A. As you have purchased our course you are eligible for free updates for the duration of your license - so long as the update is to the same machine the software is registered to - as in the first activation. Support is free for the first year after which there will be an admin charge.



TEACHING THE WORLD TO TYPE